

STUDY GUIDE


for

Classical Christian Education

Video Lecture Series
by Rev. Jonathan Mattull

LECTURE #13

Getting Started with Classical Christian Education in the Home or School



The John Knox Institute
of Higher Education

John Knox Institute of Higher Education

Entrusting our Reformed Inheritance to the Church Worldwide

© 2025 by John Knox Institute of Higher Education

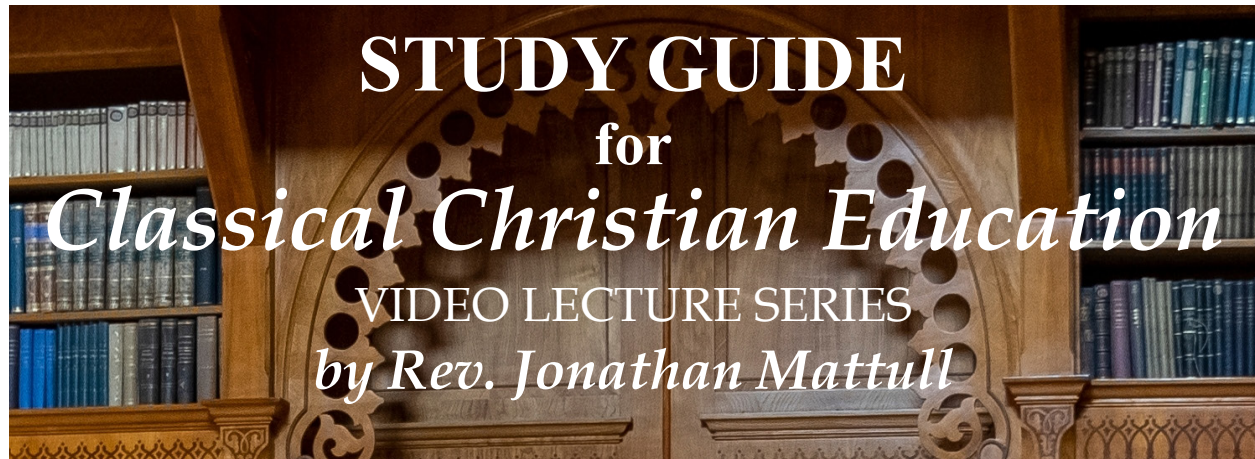
All rights reserved. No part of this publication may be reproduced in any form or by any means for profit, except in brief quotations for the purposes of review, comment, or scholarship, without written permission from the publisher, John Knox Institute, P.O. Box 19398, Kalamazoo, MI 49019-19398, USA.

Unless otherwise indicated, all Scripture quotations are from the Authorized King James Version.

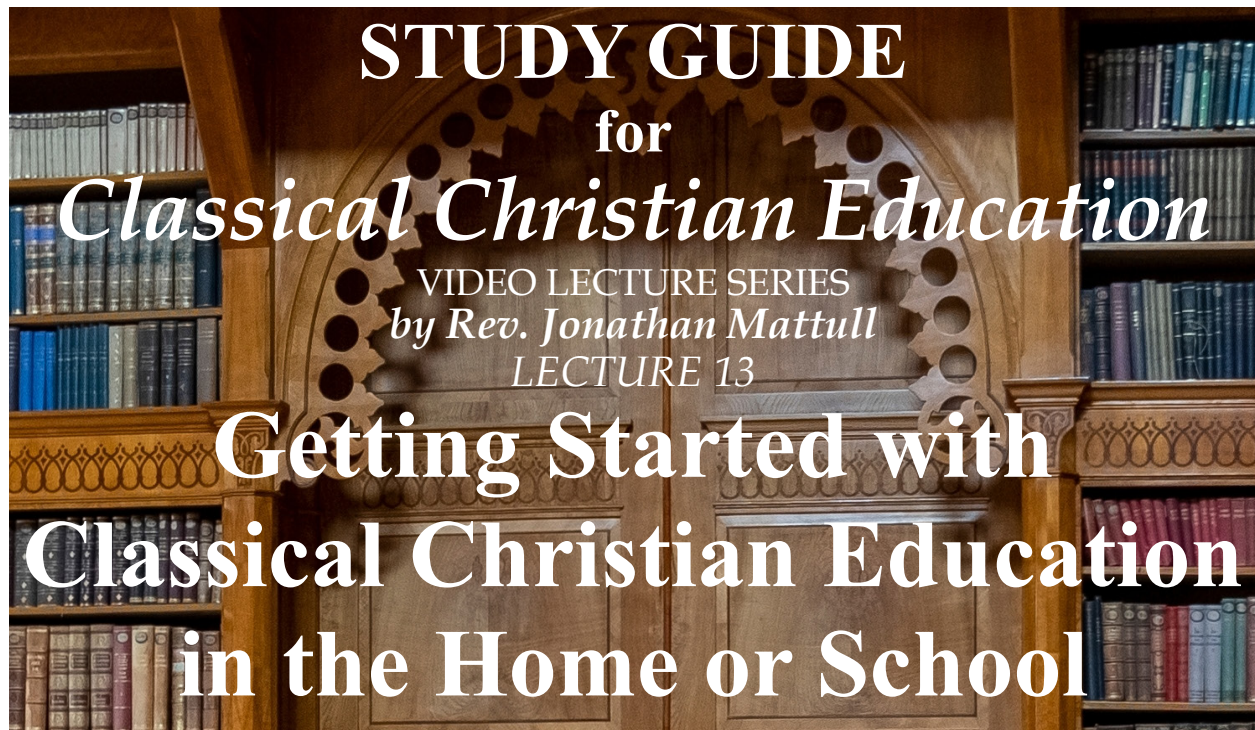
Visit our website: www.johnknoxinstitute.org

Rev. Jonathan Mattull is minister of the gospel at Sovereign Grace Presbyterian Church, in St. Louis, Missouri, a congregation of the Free Church of Scotland (Continuing), Presbytery of the United States of America.

stlpresbyterian.org



1. An Introduction to Classical Christian Education
2. Christian Commitments in Education
3. Classical Elements for Education from Antiquity
4. Reading Authors from Antiquity with Discernment and Benefit
5. How Christ Transforms Classical Education
6. The Liberal Arts in Christian Education
7. The Importance of Language in Classical Education
8. Historical Overview of Classical Education
9. Learning from Our Heritage: Education from the Protestant Reformation
10. Potential Dangers in Classical Christian Education
11. Benefits of Classical Christian Education
12. Navigating the World of Education Today
- 13. Getting Started with Classical Christian Education in the Home or School**
14. Continuing the Quest: Life-long Learning
15. Remembering the End: Serving the Lord to God's Glory



Introduction

Thus far in our lessons, we have focused mainly on the meaning, historical background, and principles of Classical Education. In this lesson, we give some attention to practical aspects of implementing Classical Christian Education today. Now, everyone's circumstances are unique to them. So, you'll need to take what is presented here and consider well your own situation. Nonetheless, whatever your circumstances are, we trust that the counsel provided in this lesson will help you as you seek the Lord in teaching your children.

Theme

Getting Started as You Implement Classical Christian Education.

Key Points

1. Commitments to Keep.

a. Your *Primary Commitment* is seeking to glorify and enjoy the Lord forever.

1) This will help to avoid pitfalls and sinful compromises, thinking that we are helping our students in the way of education.

2) Seek to teach your students to glorify and enjoy the Lord; this is what is primary, not seeing them graduate, not seeing them master subjects.

3) This should be brought up, and reviewed, and prayed about regularly.

- b. Your *Secondary Commitment* is to aim at the maturity of your students.
 - 1) Maturity in wisdom, justice, prudence, and courage, plus faith, hope, and love.
 - 2) Seek to progress students toward *the mastery of knowledge and skill* in each subject.
- c. Make the commitment, but be watchful to protect that commitment.

2. Circumstances to Consider.

a. Finances.

- 1) What finances do you have available? What is your budget? What can you afford?

b. Time.

- 1) How much time do you have to plan before you begin teaching, or before children begin school?
- 2) How much time is left to teach your child or student—depends on the age of the child as they begin school.

c. Availability of resources.

- 1) What curriculum is available in your language?
- 2) Do you have internet access? This increases your options.
- 3) Is there a good Classical Christian school nearby you?
- 4) Is there a well-educated teacher you could hire?

d. Get advice online from others, or to find opportunities in your area.

3. Categories to Cover—a bird's-eye view.

a. Scripture and Theology.

- 1) Books of the Bible, basic Bible timeline, content of books, Bible literacy.

b. The Language Arts.

- 1) Spelling, grammar, composition, reading, logic, and rhetoric.
- 2) Native language, Latin, and Greek.

c. Math and Science.

- 1) Arithmetic, geometry, algebra, potentially calculus, statistics, biology, physics, chemistry, earth sciences.

d. History

- 1) Ancient, medieval, and modern.
- 2) World history and church history.

e. Music.

- 1) Music theory, and instrumental or vocal practice.

f. Physical Education.

1) Nutrition, fitness, wellness.

4. Three Words of Counsel.

a. Begin with the end, or the target in mind.

1) Think through the pathway to get to the end goal.

b. Take time to consider your curricular options well.

1) How does this help me?

2) Are there weaknesses?

3) Are there dangers?

c. Always pray. If the Lord doesn't bless your effort, it is in vain.

Study Questions

1. What should your primary commitment be, as you get started in Classical Christian Education? What is the danger of neglecting this, and what is the remedy?

2. What should your secondary commitment be, how can you be watchful to keep it?

3. What virtues are you seeking to teach when you aim for the maturity of students? How can this influence our choice in curriculum and school activities? Please share practical ideas.

4. Of the secondary aspects of teaching, we need a plan to reach the goal. What two things must the student come to master in every subject? Please give an example of a path to that goal, using one of the Liberal Arts categories. (Rev. Mattull gave us three in the lecture).

5. We learned the importance of considering our circumstances before beginning. How can reviewing our finances benefit us in planning? Are there ways to decrease costs in order to afford excellent materials? Are there free options available?

6. Why is time such an important consideration in your planning stage? How does the current age of the student effect your plans? How are you affected by the amount of time left to plan before the education process begins?

7. Please describe some ways you can evaluate the resources available to you as you begin to plan? How does your native language affect your decisions about curriculum? If you have access to the internet, is it possible for you to ask for help or guidance from others who have had experience in Classical Christian Education?

8. Please name and briefly describe the six categories for Classical Christian Education. Have you already had experience in teaching in any of these subjects? What difficulties might you encounter in regard to these categories?

9. Why is it important to consider your curricular options well? What weakness could there be? What strengths? What dangers should you watch for?

10. "Always pray" was Rev. Mattull's last admonition, but also his first. How important is it to pray at every stage of this great undertaking? Why? What Bible text supports this advice? Is this already your practice?

Further Study

1. Comparing your own situation to those mentioned under, "Circumstances to Consider," what areas may prove to be a challenge for you in getting started with Classical Christian Education? Do you know others who are already using this educational system? What have been their difficulties? Can you suggest solutions for overcoming these problems?

2. From his own experience as a Christian educator, Rev. Mattull warned, “It’s not just that we make the commitment; it’s that we are watchful to protect that commitment. Many have noted this, and it’s important for us to emphasize that the pursuit of the best is often disrupted by good ideas.” How does this advice resonate with your own experience? If you have come to see how Classical Christian Education is an excellent venture, what can you do to protect your commitment to such a venture?
